

# Swarnsarita Realty Private Limited

## ANNUAL REPORT

Financial Year	:	2017-2018
Assessment Year	:	2018-2019
Date of Audit Report	:	23/05/2018



*Suresh Anchaliya And Co.*  
*Suresh Anchaliya*  
*Chartered Accountants*



## INDEPENDENT AUDITOR'S REPORT

To,

**THE MEMBERS OF SWARNSARITA REALTY PRIVATE LIMITED**  
**Report on the Standalone Financial Statements**

We have audited the accompanying standalone Ind AS financial statements of **SWARNSARITA REALTY PRIVATE LIMITED** ("the Company"), which comprise the Balance Sheet as at **31<sup>st</sup> March, 2018**, the Statement of Profit and Loss (including Other Comprehensive Income) and the statement of Changes in Equity for the year then ended, and a summary of the significant accounting policies and other explanatory information.

### Management's Responsibility for the Standalone Financial Statements

The Company's Board of Directors is responsible for the matters stated in Section 134(5) of the Companies Act, 2013 ("the Act") with respect to the preparation of these standalone Ind AS financial statements that give a true and fair view of the financial position, financial performance including comprehensive income, cash flows and change in equity of the company in accordance with the accounting principles generally accepted in India, including the Indian Accounting Standards specified under Section 133 of the Act.

This responsibility also includes maintenance of adequate accounting records in accordance with the provisions of the Act for safeguarding of the assets of the Company and for preventing and detecting frauds and other irregularities; selection and application of appropriate accounting policies; making judgments and estimates that are reasonable and prudent; and design, implementation and maintenance of adequate internal financial controls, that were operating effectively for ensuring the accuracy and completeness of the accounting records, relevant to the preparation and presentation of the financial statements that give a true and fair view and are free from material misstatement, whether due to fraud or error.

### Auditor's Responsibility

Our responsibility is to express an opinion on these standalone financial statements based on our audit.

We have taken into account the provisions of the Act, the accounting and auditing standards and matters which are required to be included in the audit report under the provisions of the Act and the Rules made there under.

We conducted our audit in accordance with the Standards on Auditing specified under Section 143(10) of the Act. Those Standards require that we comply with ethical requirements and plan and perform the audit to obtain reasonable assurance about whether the financial statements are free from material misstatement.

An audit involves performing procedures to obtain audit evidence about the amounts and the disclosures in the standalone Ind AS financial statements. The procedures selected depend on the auditor's judgment, including the assessment of the risks of material misstatement of the standalone Ind AS financial statements, whether due to fraud or error. In making those risk assessments, the auditor considers internal financial control relevant to the Company's preparation of the standalone Ind AS financial statements that give a true and fair view in order to design audit procedures that are appropriate in the circumstances. An audit also includes evaluating the appropriateness of the accounting policies used and the reasonableness of the accounting estimates made by the Company's Directors, as well as evaluating the overall presentation of the standalone Ind AS financial statements.

We believe that the audit evidence we have obtained is sufficient and appropriate to provide a basis for our audit opinion on the standalone Ind AS financial statements.



## Opinion

In our opinion and to the best of our information and according to the explanations given to us, the aforesaid standalone Ind AS financial statements give the information required by the Act in the manner so required and give a true and fair view in conformity with the accounting principles generally accepted in India, of the state of affairs of the Company as at 31<sup>st</sup> March 2018, and its Profit and the change in equity for the year ended on that date.

## Report on Other Legal and Regulatory Requirements

1. As required by the Companies (Auditors' Report) Order, 2016 ("the Order") as amended, issued by the Central Government of India in terms of sub section (11) of section 143 of the Act, we give in the "Annexure A" a statements on the matters specified in paragraphs 3 and 4 of the order, to the extent applicable.
2. As required by Section 143 (3) of the Act, we report that:
  - (a) We have sought and obtained all the information and explanations which to the best of our knowledge and belief were necessary for the purposes of our audit.
  - (b) In our opinion, proper books of account as required by law have been kept by the Company so far as it appears from our examination of those books.
  - (c) The Balance Sheet, the Statement of Profit and Loss, and the cash flow statement dealt with by this Report are in agreement with the books of account.
  - (d) In our opinion, the aforesaid standalone financial statements comply with the Accounting Standards specified under Section 133 of the Act, read with Rule 7 of the Companies (Accounts) Rules, 2014.
  - (e) On the basis of the written representations received from the directors as on 31<sup>st</sup> March, 2018 taken on record by the Board of Directors, none of the directors is disqualified as at 31<sup>st</sup> March, 2018 from being appointed as a director in terms of Section 164 (2) of the Act.
  - (f) With respect to the adequacy of the internal financial controls over financial reporting of the Company and the operating effectiveness of such controls, refer to our separate Report in "Annexure B".
  - (g) With respect to the other matters to be included in the Auditor's Report in accordance with Rule 11 of the Companies (Audit and Auditors) Rules, 2014, in our opinion and to the best of our information and according to the explanations given to us:
    - i. The Company does not have any pending litigations on its financial position in its financial statements.
    - ii. The Company does not have long-term contracts including derivative contracts for which there were any material foreseeable losses.
    - iii. There has been no delay in transferring amounts, required to be transferred, to the Investor Education and Protection Fund by the Company.
    - iv. The disclosures regarding details of specified bank notes held and transacted during 8 November 2016 to 30 December 2016 have not been made since the requirement does not pertain to financial year ended 31 March 2018.

Date : 23/05/2018  
Place: Mumbai



For Suresh Anchaliya & Co.  
Chartered Accountants  
Firm Regn. No. :112492W


Suresh Anchaliya  
Partner  
M.No. : 044960



## **“Annexure A” to the Independent Auditors' Report**

The annexure referred to Independent Auditor's Report to the members of the Company on the standalone financial statements for the year ended 31<sup>st</sup> March, 2018, we report that:

- (i) (a) The company has maintained proper records showing full particulars including quantitative details and situation of fixed assets.
- (b) The fixed assets have been physically verified by the management during the year in a phased periodical manner, designed to cover all the items over a period of three years, which in our opinion, is reasonable having regard to the size of the company and nature of its business. Pursuant to the program, a portion of the fixed asset has been physically verified by the management during the year and no material discrepancies between the books records and the physical fixed assets have been noticed.
- (c) The title deeds of immovable properties are held in the name of the company.
- (ii) (a) The physical verification of the inventories has been verified by the management at regular intervals during the year and no material discrepancies were noticed.
- (iii) During the year the company has not granted any loans, secured and unsecured loan to companies, firms or other parties covered in the register maintained under section 189 of the Companies Act, 2013 ('the Act'). Accordingly, paragraph 3 (iii) is not applicable.
- (iv) In our opinion and according to the information and explanations given to us, the company has complied with the provisions of section 185 and 186 of the Companies Act, 2013.
- (v) The Company has not accepted any deposits from the public.
- (vi) The central government has not prescribed the maintenance of cost records under section 148(1) of the Act.
- (vii) (a) According to the information and explanations given by the management and based on our examination of the records of the company, amounts deducted/accrued in the books of account in respect of undisputed statutory dues including provident fund, Income tax, sales tax, value added tax, duty of customs, service tax, cess and other material statutory dues have been regularly deposited during the year by the company with the appropriate authorities. As explained to us, the company did not have any dues on account of employees state insurance and duty of excise. According to information and explanations given to us, no undisputed amounts payable in respect of provident funds, income tax, sales tax, value added tax, duty of customs, service tax, cess and other material statutory dues were in arrear as at 31<sup>st</sup> March 2018 for a period of more than six months from the date they become payable.
- (b) According to information and explanations given to us, there are no material dues of taxes which have not been deposited with the appropriate authorities on account of any dispute.
- (viii) In our opinion and according to the information and explanations given to us, the Company has not defaulted in the repayment of dues to financial institutions, government and banks.
- (ix) The company did not raise moneys by way of initial public offer or further public offer including debt instruments and term loans during the year. Accordingly, paragraph 3 (ix) is not applicable.
- (x) According to information and explanations given to us, no material fraud by the Company or on the company by its officers or employees has been noticed or reported during the course of our audit.
- (xi) According to the information and explanations given by the management and based on our examination of the records, the company has paid/provided for managerial remuneration in accordance with the requisite approvals mandated by the provisions of section 197 read with Schedule V to the Companies Act.
- (xii) In our opinion, the Company is not a Nidhi Company. Therefore, the provisions of clause 4 (xii) of the Order are not applicable to the Company.
- (xiii) According to the information and explanations given by the management and based on our examination of the records of the company, transactions with the related parties are in compliance with section 177 and 188 of Companies Act, 2013 and the details have been disclosed in the Financial Statements as required by the applicable accounting standards.






- (xiv) According to the information and explanations given by the management and based on our examination of the records, the company has not made any preferential allotment or private placement of shares or fully or partly convertible debentures during the year under review.
- (xv) According to the information and explanations given by the management and based on our examination of the records, the company has not entered into any non-cash transactions with directors or persons connected with him. Accordingly, the paragraph 3 (xv) of the Order is not applicable
- (xvi) The company is not required to be registered under section 45 IA of the Reserve Bank of India Act, 1934.

**Date :23/05/2018**  
**Place: Mumbai**

**For Suresh Anchaliya & Co.**  
**Chartered Accountants**  
**Firm Regn. No. :112492W**

  
**Suresh Anchaliya**  
**Partner**  
**M.No. : 044960**



**“Annexure B” to the Independent Auditor’s Report of even date on the Standalone Financial Statements of  
Swarnsarita Realty Private Limited.**

---

**Report on the Internal Financial Controls under Clause (i) of Sub-section 3 of Section 143 of the Companies Act, 2013 (“the Act”)**

We have audited the internal financial controls over financial reporting of **Swarnsarita Realty Private Limited** (“the Company”) as of March 31, 2018 in conjunction with our audit of the standalone financial statements of the Company for the year ended on that date.

**Management’s Responsibility for Internal Financial Controls**

The Company’s management is responsible for establishing and maintaining internal controls over financial reporting criteria established by the company considering the essential components of internal control stated in the guidance note on Audit of Internal Financial Controls over Financial Reporting issued by the Institute of Chartered Accountant on India (‘ICAI’). These responsibilities include the design, implementation and maintenance of adequate internal financial controls that were operating effectively for ensuring the orderly and efficient conduct of its business, including adherence to company’s policies, the safeguarding of its assets, the prevention and detection of frauds and errors, the accuracy and completeness of the accounting records, and the timely preparation of reliable financial information, as required under the Companies Act, 2013.

**Auditors’ Responsibility**

Our responsibility is to express an opinion on the Company’s internal financial controls over financial reporting based on our audit. We conducted our audit in accordance with the Guidance Note on Audit of Internal Financial Controls Over Financial Reporting (the “Guidance Note”) and the Standards on Auditing, issued by ICAI and deemed to be prescribed under section 143(10) of the Companies Act, 2013, to the extent applicable to an audit of internal financial controls, both applicable to an audit of Internal Financial Controls and, both issued by the Institute of Chartered Accountants of India. Those Standards and the Guidance Note require that we comply with ethical requirements and plan and perform the audit to obtain reasonable assurance about whether adequate internal financial controls over financial reporting was established and maintained and if such controls operated effectively in all material respects.

Our audit involves performing procedures to obtain audit evidence about the adequacy of the internal financial controls system over financial reporting and their operating effectiveness. Our audit of internal financial controls over financial reporting included obtaining an understanding of internal financial controls over financial reporting, assessing the risk that a material weakness exists, and testing and evaluating the design and operating effectiveness of internal control based on the assessed risk. The procedures selected depend on the auditor’s judgement, including the assessment of the risks of material misstatement of the financial statements, whether due to fraud or error.

We believe that the audit evidence we have obtained is sufficient and appropriate to provide a basis for our audit opinion on the Company’s internal financial controls system over financial reporting.

**Meaning of Internal Financial Controls over Financial Reporting**

A company’s internal financial control over financial reporting is a process designed to provide reasonable assurance regarding the reliability of financial reporting and the preparation of financial statements for external purposes in accordance with generally accepted accounting principles. A company’s internal financial control over financial reporting includes those policies and procedures that (1) pertain to the maintenance of records that, in reasonable detail, accurately and fairly reflect the transactions and dispositions of the assets of the company; (2) provide reasonable assurance that transactions are recorded as necessary to permit preparation of financial statements in accordance with generally accepted accounting principles, and that receipts and expenditures of the company are being made only in accordance with authorizations of management and directors of the company; and (3) provide reasonable assurance regarding prevention or timely detection of unauthorized acquisition, use, or disposition of the company’s assets that could have a material effect on the financial statements.

**Inherent Limitations of Internal Financial Controls over Financial Reporting**

Because of the inherent limitations of internal financial controls over financial reporting, including the possibility of collusion or improper management override of controls, material misstatements due to error or fraud may occur and not be detected. Also, projections of any evaluation of the internal financial controls over financial reporting to future periods are subject to the risk that the internal financial control over financial reporting may become inadequate because of changes in conditions, or that the degree of compliance with the policies or procedures may deteriorate.






## Opinion

In our opinion, the Company has, in all material respects, an adequate internal financial controls system over financial reporting and such internal financial controls over financial reporting were operating effectively as at March 31, 2018, based on internal controls over financial reporting criteria established by the company considering the essential components of internal control stated in the guidance note on Audit of Internal Financial Controls over Financial Reporting issued by the Institute of Chartered Accountant on India ('ICAI').

Date : 23/05/2018  
Place: Mumbai

For Suresh Anchaliya & Co.  
Chartered Accountants  
Firm Regn. No. :112492W

Suresh Anchaliya  
Partner  
M.No. : 044960



# Swarnsarita Realty Private Limited

(in ₹ lakhs)


Balance Sheet as at	Note	As at 31.03.2018	As at 31.03.2017
<b>ASSETS</b>			
<b>Non-Current Assets</b>			
Property, plant and equipment	1	9.54	11.22
Tax assets (net)	2	1.51	3.03
Other non-current assets	3	0.00	0.00
<b>Total non-current assets</b>		<b>11.05</b>	<b>14.25</b>
<b>Current Assets</b>			
Inventories	4	1007.66	1082.42
Financial Assets			
Trade receivables	5	57.81	43.21
Cash and cash equivalents	6	3.37	0.16
Other Current Assets	3	1056.76	1170.24
<b>Total current assets</b>		<b>2125.60</b>	<b>2296.03</b>
<b>Total Assets</b>		<b>2136.65</b>	<b>2310.28</b>
<b>EQUITY AND LIABILITIES</b>			
<b>Equity</b>			
Equity share capital	7	1000.00	1000.00
Other equity		14.14	11.35
<b>Total equity</b>		<b>1014.14</b>	<b>1011.35</b>
<b>Liabilities</b>			
<b>Non-current liabilities</b>			
Defferd tax liabilities	8	0.27	0.31
Financial Liabilities			
Other financial liabilities	9	14.42	14.42
<b>Total non-current liabilities</b>		<b>14.69</b>	<b>14.73</b>
<b>Current liabilities</b>			
Financial liabilities			
Borrowings	10	1051.82	1231.81
Other financial liabilities	9	41.22	41.22
Other current liabilities	11	14.78	9.66
Current Tax Liabilities (Net)	12	0.00	1.51
<b>Total current liabilities</b>		<b>1107.82</b>	<b>1284.20</b>
<b>Total equity and liabilities</b>		<b>2136.64</b>	<b>2310.28</b>

The accompanying notes form an integral part of the standalone interim financial statements.  
As per our report of even date

For Suresh Anchaliya & Co.  
Chartered Accountants  
Firm Regn. No.- 112492W

Suresh Anchaliya  
Partner  
Membership No. 044960

Place: Mumbai  
Date: May 23, 2017



For Swarnsarita Realty Private Limited

Rajendra M. Chordia  
Director  
Din : 00175646

*Rajendra M. Chordia*

Vardhman Mishrilal Jain  
Director  
Din : 03067382

*Vardhman Mishrilal Jain*



**Swarnsarita Realty Private Limited**

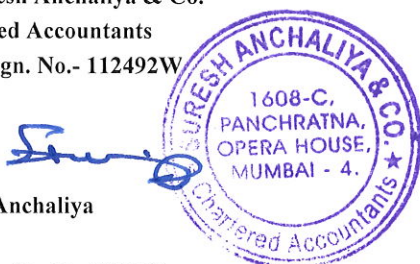
(in ₹ lakhs)

Statement of Profit and loss for the period ended on	Note	2018	2017
Revenue from operation	13	124.15	52.68
Other Income	14	55.51	68.34
<b>Total Income</b>		<b>179.66</b>	<b>121.02</b>
<b>Expenses</b>			
Purchase of Stock - in Trade	15	0.00	0.00
Changes in Inventories of Finished Goods, Stock - In - Trade and Work in progress	16	74.76	0.00
Employee Benefit Expenses	17	-	2.40
Financial Costs	18	100.27	105.90
Depreciation and Amortization Expenses	1	1.67	3.32
Other Expenses	19	0.22	4.53
<b>Total Expenses</b>		<b>176.92</b>	<b>116.15</b>
<b>Profit before tax</b>		<b>2.75</b>	<b>4.87</b>
Tax Expense			
Current Tax		0.00	1.51
Deferred Tax		-0.04	0.02
<b>Profit for the period</b>		<b>2.79</b>	<b>3.34</b>
<b>Other comprehensive income</b>			
(A) Items that will not be reclassified to profit or loss			
Income tax relating to items that will not be reclassified to profit or loss		0.00	0.00
(B) Items that will be reclassified to profit or loss			
Income tax relating to items that will be reclassified to profit or loss		0.00	0.00
<b>Total other comprehensive Income</b>			
<b>Total Comprehensive Income for the period</b>		<b>2.79</b>	<b>3.34</b>
<b>Earning per equity share</b>			
Basic		0.03	0.03
Diluted		0.03	0.03

The accompanying notes form an integral part of the standalone interim financial statements.

As per our report of even date

For Suresh Anchaliya & Co.  
Chartered Accountants  
Firm Regn. No.- 112492W



Suresh Anchaliya  
Partner  
Membership No. 044960

Place: Mumbai  
Date: May 23, 2017

For Swarnsarita Realty Private Limited

Rajendra M. Chordia  
Director  
Din : 00175646

Vardhman Mishrilal Jain  
Director  
Din : 03067382

# Swarnsarita Gems Limited

Statement of Cash Flow for the year ended	2,018	2017
<b>NET CASH FLOW FROM OPERATING ACTIVITIES</b>		
Profit before tax	2.75	4.87
Adjustment for :		
Depreciation and Amortization Expenses	1.6733	1.68
Interest Received		
Interest Expenses	44.750	(174.22)
Operating Profit Before Working Capital Changes	49.17	(167.67)
Inventories	74.76	-
Trade Receivables	(14.60)	(32.28)
Loans	-	-
Other Assets	113.48	(65.51)
Trader payable	-	-
Other financial liabilities	-	(17.54)
Other Liabilities	5.12	(7.79)
Cash Generated From Operations	227.93	(290.79)
Income Tax Paid	0.04	(1.54)
Net Cash From Operating Activities	227.97	-292.33
<b>CASH FLOW FROM INVESTING ACTIVITIES</b>		
Payment for purchase of property, plant and equipment		-
Purchase of Investments (net)		-
Proceeds from disposal/redemption of investments		-
Interest received	55.51	68.32
Investment in Partnership Firm		
Net Cash Used In Investment Activities	55.51	68.32
<b>CASH FLOW FROM FINANCING ACTIVITIES</b>		
Short Term Borrowings	179.99	117.36
Interest paid	100.27	105.90
Net Cash Used In Financing Activities	280.26	223.26
Net change in cash and cash equivalents	3.21	(0.75)
Cash And Cash Equivalents As At The Commencement of the Year (Opening Balance)	0.16	0.91
Cash And Cash Equivalents As At The End of the Year	3.37	0.16
Net Increase / (Decrease) As Disclosed Above	3.21	(0.75)
Note : All figures in brackets are outflows		
As per our report of even date		

As per our report of even date

For Suresh Anchaliya & Co.  
Chartered Accountants  
Firm Regn. No.- 112492W

Suresh Anchaliya  
Partner  
Membership No. 044960

Place: Mumbai  
Date: May 23, 2017

For Swarnsarita Realty Private Limited

Rajendra M. Chordia  
Director  
Din : 00175646

Vardhman Mishrilal Jain  
Director  
Din : 03067382



*Rajendra M. Chordia*

*Vardhman*



# Swarnsarita Realty Private Limited

Notes to Financial Statement for the Year Ended 31st March, 2017

## 1. Property plant and equipment

Following are the changes in the carrying value of property, plant and equipment for the year ended March, 2018

Name of Assets	Gross Carrying Value			Depreciation		Carrying Value	
	As On 01.04.2017	Addition during the year	Deduction/ Written off During the Year	As On 31.03.2018	As On 01.04.2017	Depreciation during the year	Total As On 31.03.2018
Motor Cars	14.13	0.00	0.00	14.13	2.91	1.67	4.59
Total	14.13	0.00	0.00	14.13	2.91	1.67	4.59

Name of Assets	Gross Carrying Value			Depreciation		Carrying Value	
	As On 01.04.2016	Addition during the year	Deduction/ Written off During the Year	As On 31.03.2017	As On 01.04.2016	Depreciation during the year	Total As On 31.03.2017
Motor Cars	14.13	0.00	0.00	14.13	1.24	1.68	2.91
Total	14.13	0.00	0.00	14.13	1.24	1.68	2.91



*[Handwritten signature]*

*Per M. Shinde*

## Swarnsarita Realty Private Limited

Notes to Financial Statement for the Year Ended 31st March, 2018

### 2. Tax assets (Net)

(in ₹ lakhs)

Particulars	As at 31.03.2018	As at 31.03.2017
Income tax assets	1.51	3.03
	<b>1.51</b>	<b>3.03</b>

### 3. Other assets

Particulars	As at 31.03.2018	As at 31.03.2017
<b>Non-current</b>		
	<b>0.00</b>	<b>0.00</b>
<b>Current</b>		
Capital Advances		
Advance for purchase of property	1,056.76	1170.24
Advances other than capital advances	1056.76	1170.24
	<b>1056.76</b>	<b>1170.24</b>
Total other assets	<b>1056.76</b>	<b>1170.24</b>

### 4. Inventories

Particulars	As at 31.03.2018	As at 31.03.2017
Finished Goods	1,007.66	1082.42
	<b>1007.66</b>	<b>1082.42</b>

### 5. Trade receivables

Particulars	As at 31.03.2018	As at 31.03.2017
Unsecured		
Considered good	57.81	43.21
Considered doubtful	0.00	0.00
	<b>57.81</b>	<b>43.21</b>

### 6. Cash and cash equivalents

Particulars	As at 31.03.2018	As at 31.03.2017
Balances with banks		
In current accounts	3.37	0.16
	<b>3.37</b>	<b>0.16</b>

### 7. Equity share capital

Particulars	As at 31.03.2018	As at 31.03.2017
Authorised Share:		
100,00,000 Equity Shares of Rs. 10/- each	1000.00	1000.00
Issued, Subscribed and Paid up:		
100,00,000 Equity Shares of Rs. 10/- each Fully Paid-Up	1000.00	1000.00
Less : Call Money Due on Equity Shares		
<b>Total</b>	<b>1000.00</b>	<b>1000.00</b>

Reconciliation of the Number of Equity Shares Outstanding at the beginning and at the end of the reporting period

Particulars	No. of Shares	No. of Shares
Outstanding at the Beginning of the Reporting Year	10000000.00	10000000.00
Add: Issued During the year	0.00	0.00
Outstanding at the End of the Reporting Year	<b>10000000.00</b>	<b>10000000.00</b>

*Rey M. Choudhary*

*[Signature]*





**Terms / Right Attached to Equity Shares**

In the event of liquidation of the company, the holder of equity shares will be entitled to receive any of the remaining assets of the company, after distribution of all preferential amounts. However, no such preferential amounts exist currently. The distribution will be in the number of equity shares held by the shareholders at the time of liquidation

**Details of Shareholders holding more than 5% share in the company**

Equity Shares Fully Paid at Rs. 10/- each

No.	Name	As at 31st March, 2018		As at 31st March, 2017	
		No. of Shares	% of Holding	No. of Shares	% of Holding
1	Swarnsarita Gems Limited	10,000,000	100	10,000,000	100

**8. Differed tax assets (Liabilities)**

Particulars	As at 31.03.2018	As at 31.03.2017
Property plant and equipment	0.27	0.31
	<b>0.27</b>	<b>0.31</b>

**9. Other financial liabilities**

Particulars	As at 31.03.2018	As at 31.03.2017
Non-current		
Rent Deposits	14.42	14.42
	<b>14.42</b>	<b>14.42</b>
Current		
Expenses payables	0.29	0.29
Payable for property purchase	40.93	40.93
	<b>41.22</b>	<b>41.22</b>
	<b>55.64</b>	<b>55.64</b>

**10. Borrowing**

Particulars	As at 31.03.2018	As at 31.03.2017
<b>Non -Current</b>		
Un secured, considered good		
From related parties		
Wholly holding company Swarnsarita Gems Limited	1,051.82	1231.81
	<b>1051.82</b>	<b>1231.81</b>

**11. Other liabilities**

Particulars	As at 31.03.2018	As at 31.03.2017
Current		
Withholding tax payable	14.78	9.66
	<b>14.78</b>	<b>9.66</b>

**12. Current tax liabilities**

Particulars	As at 31.03.2018	As at 31.03.2017
Income tax liabilities	0	1.51
	<b>0.00</b>	<b>1.51</b>

Repl. M. Choudhary



**Swarnsarita Realty Private Limited**

Notes to Financial Statement for the Year Ended 31st March, 2017

**13. Revenue from operation**

Particulars	As at 31.03.2018	As at 31.03.2017
Rent Income	40.15	52.68
Sale of Flat	84	
	<b>124.15</b>	<b>52.68</b>

**14. Other Income**

Particulars	As at 31.03.2018	As at 31.03.2017
Interest Received on Unsecured Loan	55.51	68.32
Balance W/Off	0	0.02
	<b>55.51</b>	<b>68.34</b>

**15. Purchase of stock -in-trade**

Particulars	As at 31.03.2018	As at 31.03.2017
Purchase of Goods		-
	-	-

**16. Changes in Inventories of Finished Goods**

Particulars	As at 31.03.2018	As at 31.03.2017
Opening Balance of Inventory	1,082.42	1,082.42
Less: Closing Balance of Inventory	(1,007.66)	1,082.42
	<b>74.76</b>	<b>-</b>

**17. Employee benefit expenses**

Particulars	As at 31.03.2018	As at 31.03.2017
Director remuneration	0.00	2.40
	-	<b>2.40</b>

**18. Finance Costs**

Particulars	As at 31.03.2018	As at 31.03.2017
Interest Expenses	100.27	105.90
	<b>100.27</b>	<b>105.90</b>

**19. Other Expenses**

Particulars	As at 31.03.2018	As at 31.03.2017
Audit Fees	0.00	0.29
Bank Charges	0.05	0.01
Stamp Duty	0.00	0.00
Brokerage & Commission	0.00	0.00
Roc Fees	0.11	0.03
Professional Fees	0.06	4.2
	<b>0.22</b>	<b>4.53</b>

*Regd. M. Chavala*

*ms*



## Swarnsarita Realty Private Limited

Statement of Change in Equity as on 31<sup>st</sup> March, 2017

(in ₹ lakhs)

Particulars	Equity Share Capital			Total
		Retained earnings	Other items of other comprehensive income	
Balance as of April 1, 2016	1000.00	8.01	0.00	1008.01
Increase in share capital	0.00	0.00	0.00	
Profit for the period	0.00	3.34	0.00	
Balance as of March 31, 2017	1000	11.35	0.00	1011.35

Statement of Change in Equity as on 31<sup>st</sup> March, 2018

(in ₹ lakhs)

Particulars	Equity Share Capital			Total
		Retained earnings	Other items of other comprehensive income	
Balance as of April 1, 2017	1000.00	11.35	0.00	1011.35
Increase in share capital	0.00	0.00	0.00	
Profit for the period	0.00	2.79	0.00	
Balance as of March 31, 2018	1000	14.14	0.00	1014.14

The accompanying notes form an integral part of the standalone interim financial statements.

As per our report of even date

For Suresh Anchaliya & Co.  
Chartered Accountants  
Firm Regn. No.- 112492W



Suresh Anchaliya  
Partner  
Membership No. 044960



< Ketan M. Chordas

< [Handwritten signature]

Place: Mumbai  
Date: May 23, 2018



**Notes forming part of Financial Statements**

**A. Company Overview**

1. Swarnsarita Realty Private Limited ('the Company') is engaged in the business of real estate.

**B. Statement of Compliance**

2. These financial statements have been prepared in accordance with Ind AS as notified under the Companies (Indian Accounting Standards) Rules, 2015 read with Section 133 of the Companies Act, 2013 and Companies (Indian Accounting Standards) amendment rules, 2016 and other relevant provisions of the act.

**C. Significant Accounting Policies**

**3. Basis of Preparation of Financial Statement**

These financial statements have been prepared on the historical cost basis, except for certain financial instruments which are measured at fair values at the end of each reporting period, as explained in the accounting policies below. Historical cost is generally based on the fair value of the consideration given in exchange for goods and services. Fair value is the price that would be received to sell an asset or paid to transfer a liability in an orderly transaction between market participants at the measurement date.

**4. Use of Estimates and Judgments**

The preparation of these financial statements in conformity with the recognition and measurement principles of Ind AS requires the management of the Company to make estimates and assumptions that affect the reported balances of assets and liabilities, disclosures relating to contingent liabilities as at the date of the financial statements and the reported amounts of income and expense for the periods presented.

Estimates and underlying assumptions are reviewed on an ongoing basis. Revisions to accounting estimates are recognized in the period in which the estimates are revised and future periods are affected.

Key sources of estimation of uncertainty at the date of the financial statements, which may cause a material adjustment to the carrying amounts of assets and liabilities within the next financial year, is in respect of impairment of investments, useful lives of property, plant and equipment, valuation of deferred tax assets, provisions and contingent liabilities.

**Impairment of investments**

The Company reviews its carrying value of investments carried at amortised cost annually, or more frequently when there is indication for impairment. If the recoverable amount is less than its carrying amount, the impairment loss is accounted for.

*Regal M. Choudhary*

*[Signature]*



## Useful lives of property, plant and equipment

The Company reviews the useful life of property, plant and equipment at the end of each reporting period. This reassessment may result in change in depreciation expense in future periods.

## Valuation of deferred tax assets

The Company reviews the carrying amount of deferred tax assets at the end of each reporting period. The policy for the same has been explained under Note 8.

## Provisions and Contingent Liabilities

A provision is recognised when the Company has a present obligation as a result of past event and it is probable that an outflow of resources will be required to settle the obligation, in respect of which a reliable estimate can be made. Provisions (excluding retirement benefits and compensated absences) are not discounted to its present value and are determined based on best estimate required to settle the obligation at the Balance sheet date. These are reviewed at each Balance sheet date and adjusted to reflect the current best estimates. Contingent liabilities are not recognised in the financial statements. A contingent asset is neither recognised nor disclosed in the financial statements.

## 5. Revenue recognition

The Company earns revenue primarily from real estate trading and rent. In appropriate circumstance, revenue is recognized when no significant uncertainty as to determination or realization exists. Revenue is reported net of discounts, indirect taxes.

## 6. Cost recognition

Costs and expenses are recognised when incurred and have been classified according to their nature. The costs of the Company are broadly categorised in cost of material consumed, employee benefit expenses, depreciation and amortization, finance cost and other operating expenses. Employee benefit expenses include employee compensation, allowances paid, contribution to various funds and staff welfare expenses. Other operating expenses mainly include fees to external consultants, cost of running its facilities, travel expenses, exhibition charges, freight charges, export expenses, communication costs, allowances for delinquent receivables and advances and other expenses. Other expenses is an aggregation of costs which are individually not material such as commission and brokerage, recruitment and training, entertainment etc.

## 7. Income taxes

Income tax expense comprises current tax expense and the net change in the deferred tax asset or liability during the year. Current and deferred taxes are recognised in statement of profit and loss, except when they relate to items that are recognised in other comprehensive income or directly in equity, in which case, the current and deferred tax are also recognised in other comprehensive income or directly in equity, respectively.


### Current income taxes

The current income tax expense includes income taxes payable by the Company and its branches in India. Advance taxes and provisions for current income taxes are presented in the Balance sheet without off-setting advance tax paid and income tax provision arising in the same tax jurisdiction.

### Deferred income taxes

← Ravi M. Choudhary

← Mdi





Deferred income tax is recognised using the Balance Sheet approach. Deferred income tax assets and liabilities are recognised for deductible and taxable temporary differences arising between the tax base of assets and liabilities and their carrying amount, except when the deferred income tax arises from the initial recognition of an asset or liability in a transaction that is not a business combination and affects neither accounting nor taxable profit or loss at the time of the transaction.

Deferred income tax asset are recognised to the extent that it is probable that taxable profit will be available against which the deductible temporary differences and the carry forward of unused tax credits and unused tax losses can be utilised.

The carrying amount of deferred income tax assets is reviewed at each reporting date and reduced to the extent that it is no longer probable that sufficient taxable profit will be available to allow all or part of the deferred income tax asset to be utilised.

Deferred tax assets and liabilities are measured using substantively enacted tax rates expected to apply to taxable income in the years in which the temporary differences are expected to be received or settled.

Deferred tax assets and liabilities are offset when they relate to income taxes levied by the same taxation authority and the relevant entity intends to settle its current tax assets and liabilities on a net basis.

## **8. Financial Instruments**

Financial assets and liabilities are recognised when the Company becomes a party to the contractual provisions of the instrument. Financial assets and liabilities are initially measured at fair value. Transaction costs that are directly attributable to the acquisition or issue of financial assets and financial liabilities (other than financial assets and financial liabilities at fair value through profit or loss) are added to or deducted from the fair value measured on initial recognition of financial asset or financial liability.

### **Cash and cash equivalents**

The Company considers all highly liquid financial instruments, which are readily convertible into known amounts of cash that are subject to an insignificant risk of change in value and having original maturities of three months or less from the date of purchase, to be cash equivalents. Cash and cash equivalents consist of balances with banks which are unrestricted for withdrawal and usage.

### **Financial assets at amortised cost**


Financial assets are subsequently measured at amortised cost if these financial assets are held within a business whose objective is to hold these assets to collect contractual cash flows and the contractual terms of the financial assets give rise on specified dates to cash flows that are solely payments of principal and interest on the principal amount outstanding.

### **Financial assets at fair value through other comprehensive income**

Financial assets are measured at fair value through other comprehensive income if these financial assets are held within a business whose objective is achieved by both collecting contractual cash flows on specified dates that are solely payments of principal and interest on the principal amount outstanding and selling financial assets.

*Rept n Chaudh*

*Indi*





## Financial assets at fair value through profit or loss

Financial assets are measured at fair value through profit or loss unless it is measured at amortised cost or at fair value through other comprehensive income on initial recognition. The transaction costs directly attributable to the acquisition of financial assets and liabilities at fair value through profit or loss are immediately recognised in profit or loss.

## Financial liabilities

Financial liabilities are measured at amortised cost using the effective interest method.

## 9. Property, plant and equipment

Property, plant and equipment are stated at cost, less accumulated depreciation and impairment loss, if any.

Depreciation is provided for property, plant and equipment so as to expense the cost over their estimated useful lives based on a technical evaluation. The estimated useful lives and residual value are reviewed at the end of each reporting period, with the effect of any change in estimate accounted for on a prospective basis.

The estimated useful lives are as mentioned below:

Type of asset	Method	Useful lives
Motor Cars	Straight line	8 Years

Depreciation is not recorded on capital work-in-progress until construction and installation is complete and the asset is ready for its intended use.

## 10. Intangible assets

Intangible assets purchased are measured at cost as of the date of acquisition, as applicable, less accumulated amortisation and accumulated impairment, if any.

## 11. Impairment

### Financial assets (other than at fair value)

The Company assesses at each date of Balance Sheet date whether a financial asset or a group of financial assets is impaired. Ind AS 109 requires expected credit losses to be measured through loss allowance. The Company recognises lifetime expected losses for all contract assets and / or all trade receivables that do not constitute a financing transaction. For all other financial assets, expected credit losses are measured at an amount equal to the 12 month expected credit losses or at an amount equal to the life time expected credit losses if the credit risk on the financial asset has increased significantly since initial recognition.

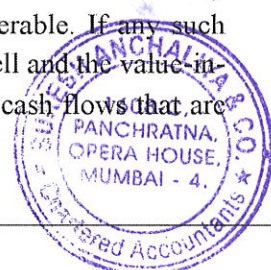
### Non-financial assets

#### Tangible and intangible assets

Property, plant and equipment and intangible assets with finite life are evaluated for recoverability whenever there is any indication that their carrying amounts may not be recoverable. If any such indication exists, the recoverable amount (i.e. higher of the fair value less cost to sell and the value in use) is determined on an individual asset basis unless the asset does not generate cash flows that are

\* *Rajesh M. Chavda*

*[Signature]*



largely independent of those from other assets. In such cases, the recoverable amount is determined for the cash generating unit (CGU) to which the asset belongs.

If the recoverable amount of an asset (or CGU) is estimated to be less than its carrying amount, the carrying amount of the asset (or CGU) is reduced to its recoverable amount. An impairment loss is recognised in the statement of profit and loss.

## 12. Inventories

### Finished Goods

Finished goods are valued at cost or market value whichever is lower.

## 13. Earnings per share

Basic earnings per share are computed by dividing profit or loss attributable to equity shareholders of the Company by the weighted average number of equity shares outstanding during the year. The Company did not have any potentially dilutive securities in any of the years' presented.

## 14. Recent Indian Accounting Standards (Ind AS)

Ministry of Corporate Affairs ("MCA") through Companies (Indian Accounting Standards) Amendment Rules, 2018 has notified the following new and amendments to Ind ASs which the Company has not applied as they are effective for annual periods beginning on or after April 1, 2018:

Ind AS 115                      Revenue from Contracts with Customers

Ind AS 21                      The Effect of Changes in Foreign Exchange Rates

### Ind AS 115 – Revenue from Contracts with Customers

Ind AS 115 establishes a single comprehensive model for entities to use in accounting for revenue arising from contracts with customers. Ind AS 115 will supersede the current revenue recognition standard Ind AS 18 – Revenue, Ind AS 11 – Construction Contracts when it becomes effective.

The core principle of Ind AS 115 is that an entity should recognise revenue to depict the transfer of promised goods or services to customers in an amount that reflects the consideration to which the entity expects to be entitled in exchange for those goods or services. Specifically, the standard introduces a 5-step approach to revenue recognition:

Step 1: Identify the contract(s) with a customer

Step 2: Identify the performance obligation in contract

Step 3: Determine the transaction price

Step 4: Allocate the transaction price to the performance obligations in the contract

Step 5: Recognise revenue when (or as) the entity satisfies a performance obligation

Under Ind AS 115, an entity recognises revenue when (or as) a performance obligation is satisfied, i.e. when 'control' of the goods or services underlying the particular performance obligation is transferred to the customer.

The Company has completed its evaluation of the possible impact of Ind AS 115 and will adopt the standard with all related amendments to all contracts with customers retrospectively with the cumulative effect of initially applying the standard recognised at the date of initial application. Under this transition method, cumulative effect of initially applying Ind AS 115 is recognised as an adjustment to the opening balance of retained earnings of the annual reporting period. The standard is applied retrospectively only to contracts that are not completed contracts at the date of initial application. The Company does not expect the impact of the adoption of the new standard to be material on its retained earnings and to its net income on an ongoing basis.

*Deep H. Chouda*

*MD*





## Ind AS 21 – The Effect of Changes in Foreign Exchange Rates

The amendment clarifies on the accounting of transactions that include the receipt or payment of advance consideration in a foreign currency. The appendix explains that the date of the transaction, for the purpose of determining the exchange rate, is the date of initial recognition of the non-monetary prepayment asset or deferred income liability. If there are multiple payments or receipts in advance, a date of transaction is established for each payment or receipt. Swarnsarita Realty Private Limited is evaluating the impact of this amendment on its financial statements.

### D. Notes to the Accountants

#### 15. Financial Instruments

The significant accounting policies, including the criteria for recognition, the basis of measurement and the basis on which income and expenses are recognised, in respect of each class of financial asset, financial liability and equity instrument are disclosed in notes to the financial statements.

##### (a) Financial assets and liabilities

The carrying value of financial instruments by categories as at March 31, 2018 is as follows:

	(in ₹ lakhs)		
Financial Assets	Fair value through Profit or Loss	Amortised Cost	Total carrying Value
Cash and cash equivalents	0.00	3.37	3.37
Trade Receivables	0.00	57.81	57.81
<b>Total</b>	<b>0.00</b>	<b>61.18</b>	<b>61.18</b>
Financial Liabilities			
Borrowings	0.00	1051.82	1051.82
Other financial liabilities	0.00	41.22	41.22
<b>Total</b>	<b>0.00</b>	<b>1093.04</b>	<b>1093.04</b>

The carrying value of financial instruments by categories as at March 31, 2017 is as follows:

	(in ₹ lakhs)		
Financial Assets	Fair value through Profit or Loss	Amortised Cost	Total carrying Value
Cash and cash equivalents	0.00	0.16	0.16
Trade Receivables	0.00	43.21	43.21
<b>Total</b>	<b>0.00</b>	<b>43.37</b>	<b>43.37</b>
Financial Liabilities			
Borrowings	0.00	1231.81	1231.81
Other financial liabilities	0.00	41.22	41.22
<b>Total</b>	<b>0.00</b>	<b>1273.03</b>	<b>1273.03</b>

← Regd M. Chaudhary

← [Signature]





### **Fair value hierarchy:**

The fair value hierarchy is based on inputs to valuation techniques that are used to measure fair value that are either observable or unobservable and consists of the following three levels:

- Level 1 — Inputs are quoted prices (unadjusted) in active markets for identical assets or liabilities.
- Level 2 — Inputs are other than quoted prices included within Level 1 that are observable for the asset or liability, either directly (i.e. as prices) or indirectly (i.e. derived from prices).
- Level 3 — Inputs are not based on observable market data (unobservable inputs). Fair values are determined in whole or in part using a valuation model based on assumptions that are neither supported by prices from observable current market transactions in the same instrument nor are they based on available market data.

The investments included in Level 2 of fair value hierarchy have been valued using quotes available for similar assets and liabilities in the active market. The investments included in Level 3 of fair value hierarchy have been valued using the cost approach to arrive at their fair value. The cost of unquoted investments approximate the fair value because there is a wide range of possible fair value measurements and the cost represents estimate of fair value within that range.

#### **(a) Financial risk management**

The Company is exposed primarily to credit, liquidity, fluctuations in foreign currency exchange rates and interest rate risks, which may adversely impact the fair value of its financial instruments. The Company has a risk management policy which covers risks associated with the financial assets and liabilities. The risk management policy is approved by the Board of Directors. The focus of the risk management committee is to assess the unpredictability of the financial environment and to mitigate potential adverse effects on the financial performance of the Company.

#### **(i) Market risk**

Market risk is the risk that the fair value or future cash flows of a financial instrument will fluctuate because of changes in market prices. Such changes in the values of financial instruments may result from changes in the foreign currency exchange rates, interest rates, credit, liquidity and other market changes.

##### **(a) Foreign currency exchange rate risk**

The company is not significantly exposed to the fluctuation in foreign currency exchange rate. The company export goods outside India for which bills are issued in US \$ and payment of the same will be received on letter date. The company carries the risk of fluctuation in foreign currency exchange rate on export transaction.

##### **(b) Interest rate risk**

The company's investments are primarily in fixed rate bearing investments/fixed deposits hence the company is not significantly exposed to interest rate risk.

#### **(ii) Credit Risk**

Credit risk is the risk of financial loss arising from counter party failure to repay or service debt according to the contractual terms or obligations. Credit risk encompasses of both, the direct risk of default and the risk of deterioration of creditworthiness as well as concentration of risks. Credit risk is controlled by analysing credit limits and creditworthiness of customers on a continuous basis to whom the credit has been granted after obtaining necessary approvals for credit.

*Rege M. Chaudh*



Financial instruments that are subject to concentrations of credit risk principally consist of trade receivables, investments, cash and cash equivalents and other financial assets. None of the other financial instruments of the Company result in material concentration of credit risk.

#### Exposure credit risk

The carrying amount of financial assets represents the maximum credit exposure. The maximum exposure to credit risk was 43.37 lakhs, 61.18 lakhs as at March 31, 2017 and March 31 2018, respectively, being the total of the carrying amount of balances with banks, bank deposits, investments, trade receivables, and other financial assets.

The Company's exposure to customers is diversified and one customer contributes to more than 10% of outstanding accounts receivable as at March 31, 2018 and one customer contributes to more than 10% of outstanding accounts receivable as at March 31, 2017.

#### Details of customer contributes to more than 10% of outstanding accounts receivable as at March 31, 2018

Name of Customer	Outstanding Amount(in ₹ Lakhs)	% to total receivables
Hollywood Optician Private Limited	57.81	100%

#### Details of customer contributes to more than 10% of outstanding accounts receivable as at March 31, 2017

Name of Customer	Outstanding Amount(in ₹ Lakhs)	% to total receivables
Hollywood Optician Private Limited	43.21	100%

#### (iii) Liquidity risk

Liquidity risk refers to the risk that the Company cannot meet its financial obligations. The objective of liquidity risk management is to maintain sufficient liquidity and ensure that funds are available for use as per requirements.

The Company consistently generated sufficient cash flows from operations to meet its financial obligations as and when they fall due.

#### 16. Earnings per equity share

Particulars	2018	2017
Profit for the year (in ₹ lakhs)	2.79	3.34
Weighted average number of equity shares	10000000	10000000
Earnings per share basic and diluted (in ₹)	0.03	0.03
Face value per equity shares (in ₹)	10	10

#### 17. Auditor Remuneration

Particulars	2018	2017
Services as statutory Auditors	0.00	0.25
Tax Audit	0.00	0.00
Service Tax	0.00	1600.00

(in ₹ lakhs)

*Rey M. Choudhary*





## 18. Micro and Small Enterprises

There is no amount dues to micro and small enterprises and dues to micro and small enterprises have been determined on the basis of information collected by the management.

## 19. Related Party Transaction

Transaction with related parties are as follows:

Year ended March 31, 2018

Particulars	(in ₹ lakhs)	
	Holding company	Key management Personnel
Interest Expenses	100.27	0.00
Loan/ Advance received	33.26	0.00
Loan/Advance repayment made	303.50	0.00
Remuneration (Short term benefit )	0.00	2.40

Year ended March 31, 2017

Particulars	(in ₹ lakhs)	
	Subsidiaries of the company	Key management Personnel
Interest Expenses	105.90	0.00
Loan/ Advance Received	52.46	0.00
Loan/Advance repayment made	30.40	0.00
Remuneration (Short term benefit )	0.00	2.40

Balance Receivables from Related parties are as follows:

As at March 31, 2018


Particulars	(in ₹ lakhs)			
	Subsidiaries of the company	Associates	Key management Personnel	Other Related Parties
Investments	0.0	0.00	0.00	0.00
Loan/Advances	0.00	0.00	0.00	0.00

Balance Receivables from Related parties are as follows:

As at March 31, 2017

Particulars	(in ₹ lakhs)			
	Subsidiaries of the company	Associates	Key management Personnel	Other Related Parties
Investments	0.00	0.00	0.00	0.00
Loan/Advances	0.0	0.00	0.00	0.00

*Atul M. Chavhan*





**Balance Payable to Related parties are as follows:**

**As at March 31, 2018**

Particulars	(in ₹ lakhs)			
	Subsidiaries of the company	Associates	Key management Personnel	Other Related Parties
Investments	1000.00	0.00	0.00	0.00
Loan	1051.82	0.00	0.00	0.00

**As at March 31, 2017**

Particulars	(in ₹ lakhs)			
	Subsidiaries of the company	Associates	Key management Personnel	Other Related Parties
Investments	1000.00	0.00	0.00	0.00
Loan	1231.81	0.00	0.00	0.00

**20. Dividends**

The Company has not declared any dividend during the year.

**For Suresh Anchaliya & Co.**

**Chartered Accountants**

**Firm Regn. No.- 112492W**



**Suresh Anchaliya**

**Partner**

**Membership No. 044960**



Place: Mumbai

Date: May 23, 2017

**For Swarnsarita Realty Private Limited**

**Rajendra M. Chordia**

**Director**

**Din : 00175646**



**Vardhman Mishrilal Jain**

**Director**

**Din : 03067382**



# Swarnsarita Realty Private Limited

Grouping Of Balance Sheet and Statement of Profit & Loss As On 31st March, 2018

<b>1 Cash And Cash Equivalents</b>	<b>Amount</b>
HDFC Bank Limited	-
kotak Mahindra Bank	3.37
	<u>3.37</u>
<b>2 Short Term Loans And Advances</b>	
<b><u>Advance Against Properties</u></b>	
Best Deal Properties	100.00
Illusion Securities Private Limited	138.87
Sunrise Spaces Private Limited	669.54
Sunrise Corporate Service Ltd.	25.00
Shilpi Corporation	78.35
<b><u>Office at dhanji Street</u></b>	
Ashish Tejani	12.50
Mohammad Aslam	5.00
Mohammad yusuf	15.00
Vinay M Tejani	12.50
	<u>1,056.76</u>
<b>3 Short Term Borrowings</b>	<b>Amount</b>
Swarnsarita Gems Limited	1,051.82
	<u>1,051.82</u>
<b>4 Withhodling tax payable</b>	<b>Amount</b>
Service tax payable	3.37
TDS Payable	10.01
SGST	0.70
CGST	0.70
	<u>14.78</u>
<b>5 Deffered Tax Liabilites</b>	
Fixed assets	
Balance as per Books of Accounts	9.54
Less:- Balance as per Income Tax (Block)	8.68
<b>Timing difference</b>	<u>0.86</u>
Net deferred tax liabilities @ 30.90%	<u>0.27</u>
<b>6 Payable for property purchase</b>	
Aditya enterprises VN Bldg no. 50	<u>40.93</u>
<b>7 Rent deposits</b>	
Rent deposit from Hollywood Optician Private Limited	<u>14.42</u>
<b>8 Inventories</b>	
Shop No.15 at Kalyan	145.62
Shop No.16 at Kalyan	145.62
<b><u>Nehru Nagar Kurla</u></b>	
Flat No 104	73.23
Flat No 205	76.55
Flat No 305	76.55
Flat No 504	77.10
Flat No 605	80.41
<b><u>Deepmal Vartak Nagar</u></b>	
Flat No 1703	93.48
Flat No 1803	94.52
<b><u>Sai Krupa Chs Ltd</u></b>	
Flat No 205	0.00
Flat No 302	66.00
Flat No 905	78.60
	<u>1,007.66</u>
<b>9 Tax Assets</b>	
Income tax refund	0.83
TDS receivables	0.69
	<u>1.51</u>
<b>10 Trade Receivables</b>	
Hollywood Optician Private Limited	<u>57.81</u>

Kept M. Choudhary

Yoshi

SWARN SARITA REALTY PRIVATE LIMITED

A.Y.2018-19

PARTICULARS DEPRECIATION ALLOWABLE AS PER INCOME TAX ACT, 1961

Sr. No.	Block of Assets	Rate of Depre. %	WDV as on 01.04.17	Addition/ (Deletion)		Total	Depreciation Allowable	Additional Depreciation @20%	Total depreciation allowable	Net Balance as at 31.03.2018
				More than 182 Days	Less than 182 Days					
4	Motor Car	15	1,020,854		-	1,020,854.21	153,128.13	-	153,128.13	867,726.08
<b>TOTAL</b>			1,020,854	-	-	1,020,854.21	153,128.13	-	153,128.13	867,726.08

For and on behalf of the Board of Directors

Director

Key L. Choudhary





